



Instruction Manual

Excalibur Hot Wand

Model No. 2018, 2018EX





GOLD MEDAL[®] PRODUCTS CO.


10700 Medallion Drive, Cincinnati, Ohio 45241-4807 USA





SAFETY PRECAUTIONS


	⚠ DANGER
	<p>Machine must be properly grounded to prevent electrical shock to personnel. Failure to do so could result in serious injury, or death. Do NOT immerse any part of this equipment in water. Do NOT use excessive water when cleaning. Keep cord and plug off the ground and away from moisture. Always unplug the equipment before cleaning or servicing.</p> <p style="text-align: right; font-size: small;">008GEND1112</p>

	⚠ DANGER
	<p>Improper installation, adjustment, alteration, service or maintenance can cause property damage, injury or death. Any alterations to this equipment will void the warranty and may cause a dangerous condition. NEVER make alterations to this equipment. Read the Installation, Operating, and Maintenance Instructions thoroughly before installing, servicing, or operating this equipment. Make sure all machine switches are in the OFF position before plugging the equipment into the receptacle.</p> <p style="text-align: right; font-size: small;">014GEND1112</p>

	⚠ WARNING
	<p>To avoid burns, do NOT touch heated surfaces. Do NOT place or leave objects in contact with heated surfaces.</p> <p style="text-align: right; font-size: small;">009GHW1112</p>

	⚠ WARNING
	<p>ALWAYS wear safety glasses when servicing this equipment.</p> <p style="text-align: right; font-size: small;">010GENW1112</p>

	⚠ CAUTION
	<p>Do NOT allow direct contact of this equipment by the public when used in food service locations. Only personnel trained and experienced in the equipment operation may operate this equipment. Carefully read all instructions before operation.</p> <p style="text-align: right; font-size: small;">012GENC1112</p>

	⚠ CAUTION
	<p>This machine is NOT to be operated by anyone under the age of 18.</p> <p style="text-align: right; font-size: small;">007GENC1112</p>

NOTE: Improvements are always being made to Gold Medal's equipment. This information may not be the latest available for your purposes. It is critical that you call Gold Medal's Technical Service Department at 1-800-543-0862 for any questions about your machine operations, replacement parts, or any service questions. *(Gold Medal Products Company does not assume any liability for injury due to careless handling and/or reckless operation of this equipment.)*



INSTALLATION INSTRUCTIONS

Inspection of Shipment

After unpacking, check thoroughly for any damage which may have occurred in transit. Claims should be filed immediately with the transportation company. The warranty does not cover damage that occurs in transit, or damage caused by abuse, or consequential damage due to the operation of this machine, since it is beyond our control.

Setup



Remove all packing material and tape before starting operation.

Electrical Requirements

The following power supply must be provided:

2018: 120Volts, 400 Watts

2018EX: 240Volts, 400 Watts

 DANGER	
	<p>Machine must be properly grounded to prevent electrical shock to personnel. Failure to do so could result in serious injury, or death.</p> <p>Do NOT immerse any part of this equipment in water.</p> <p>Do NOT use excessive water when cleaning.</p> <p>Keep cord and plug off the ground and away from moisture.</p> <p>Always unplug the equipment before cleaning or servicing.</p>

Your electrician must furnish sufficient power for proper machine operation. We recommend this equipment be on a dedicated and protected circuit. Failure to wire properly will void the warranty and may result in damage to the machine. It is Gold Medal Products Company's recommendation that this machine be plugged directly into a wall outlet. The use of extension cords is not recommended due to safety concerns, and may cause sacrificed and/or reduced performance.

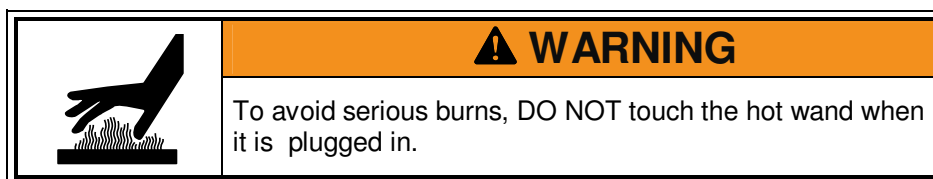
Before You Plug In Machine

1. Make sure all machine switches are in the OFF position before plugging the equipment into the receptacle.
2. Make sure the wall outlet can accept the grounded plugs (where applicable) on the power supply cord.
3. The wall outlet must have the proper polarity. If in doubt, have a competent electrician inspect the outlet and correct if necessary.
4. **DO NOT** use a grounded to un-grounded receptacle adapter.
5. Install the unit in a level position.



OPERATING INSTRUCTIONS

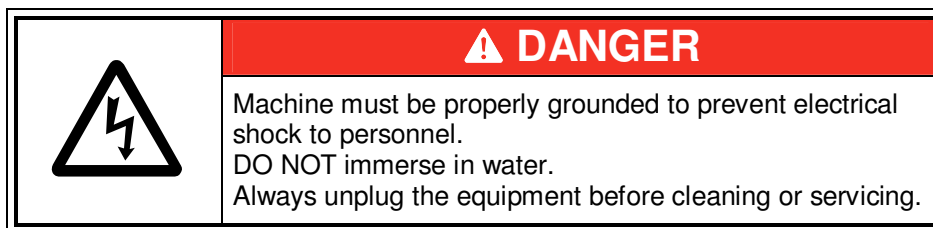
1. The Excalibur Hot Wand has been designed to melt coconut popping oil in a 50lb pail. To use, carefully remove lid from metal oil pail.
2. Plug hot wand into an appropriate outlet, as described above under electrical requirements.
3. Gently push hot wand into the congealed oil by pushing down on the wooden handles.
4. When oil has melted unplug hot wand from outlet, and remove from the oil pail.
5. Carefully place the hot wand on a stainless steel surface and allow it to cool.





CARE AND CLEANING


1. Unplug the machine and allow it to cool before cleaning
2. Wipe the stainless steel down with a warm, soapy cloth.
3. Make sure to clean the wooden handles in order to sanitize them before each use.





Good sanitation practice demands that all food preparation equipment be cleaned regularly. A clean looking, well-kept machine is one of the best ways of advertising your product.




MAINTENANCE INSTRUCTIONS

	⚠ DANGER
	Improper installation, adjustment, alteration, service, or maintenance can cause property damage, injury or death. Read the installation, Operating, and Maintenance Instructions thoroughly before installing or servicing this equipment.

	⚠ DANGER
	Do Not immerse the equipment in water. Unplug your machine before servicing.

	⚠ WARNING
	Adequate eye protection must be used when servicing this equipment to prevent eye injury.

	⚠ CAUTION
	THE FOLLOWING SECTIONS OF THIS MANUAL ARE INTENDED ONLY FOR QUALIFIED SERVICE PERSONNEL WHO ARE FAMILIAR WITH ELECTRICAL EQUIPMENT. THESE ARE NOT INTENDED FOR THE OPERATOR.



ORDERING SPARE PARTS

1. Identify the needed part by checking it against the photos, illustrations, and/or parts list.
2. When ordering, please include part number, part name, and quantity needed.
3. Please include your model number, serial number, and date of manufacture (located on the machine nameplate) with your order.
4. Address all parts orders to:

Parts Department
Gold Medal Products Co.
10700 Medallion Drive
Cincinnati, Ohio 45241-4807

Or, place orders by phone or online:

Phone: (800) 543-0862
(513) 769-7676

Fax: (800) 542-1496
(513) 769-8500

E-mail: info@gmpopcorn.com

Web Page: www.gmpopcorn.com



Wand Breakdown

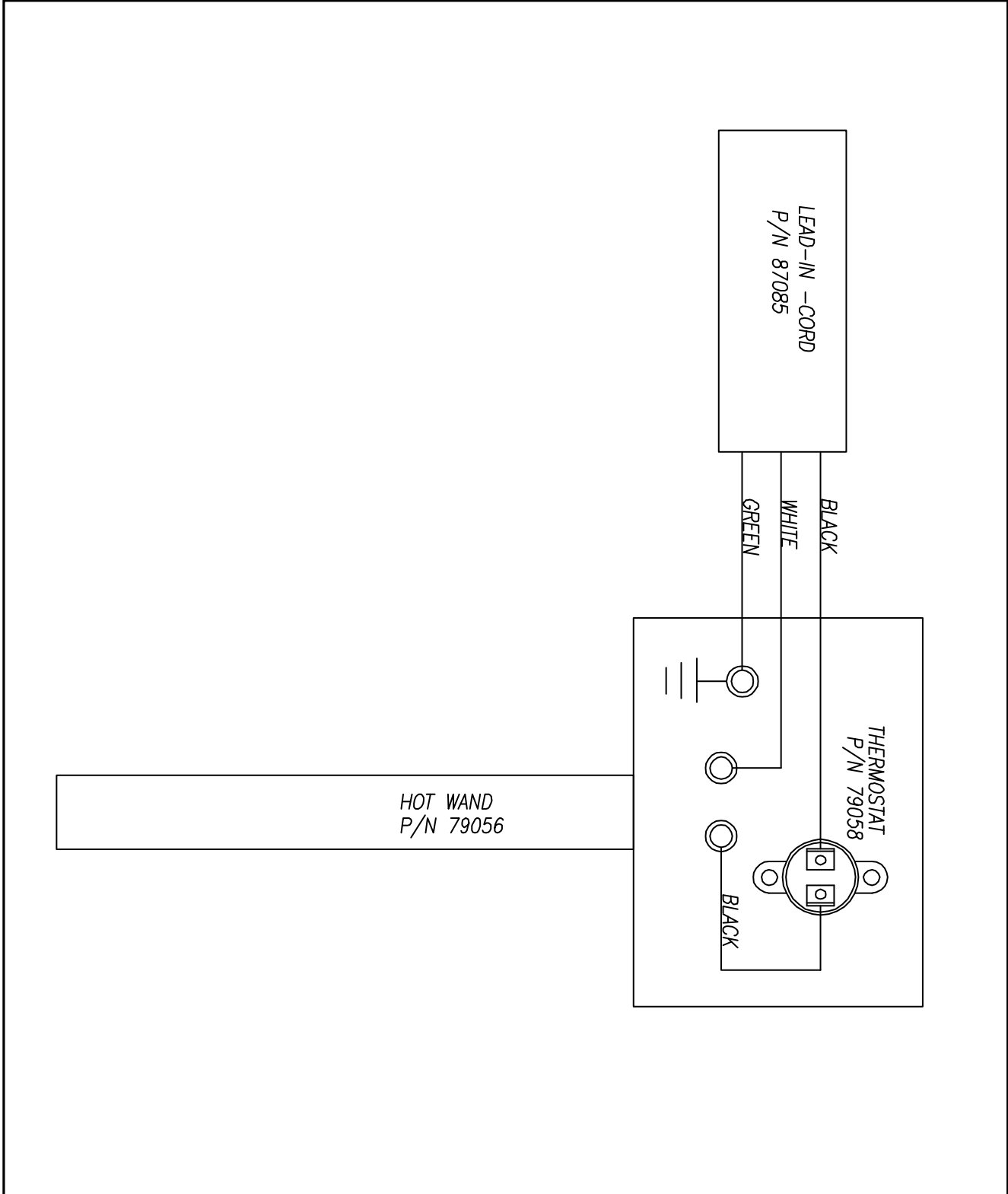


Item	Part Description	Qty.	Part Number	
			2018	2018EX
1	HOT WAND	1	79056	79088
2	WOOD HANDLE	2	15010	15010
3	LEAD-IN CORD	1	87085	42369
4	STRAIN RELIEF T&B #3302	1	89045	89045
5	JUNCTION BOX COVER	1	79057	79057
6	8-32 X 1/2 SLOTTED H W H	4	49379	49379
7	HIGH LIMIT THERMOSTAT	1	79058	79058
8	HANDLE BAR	1	79059	79059



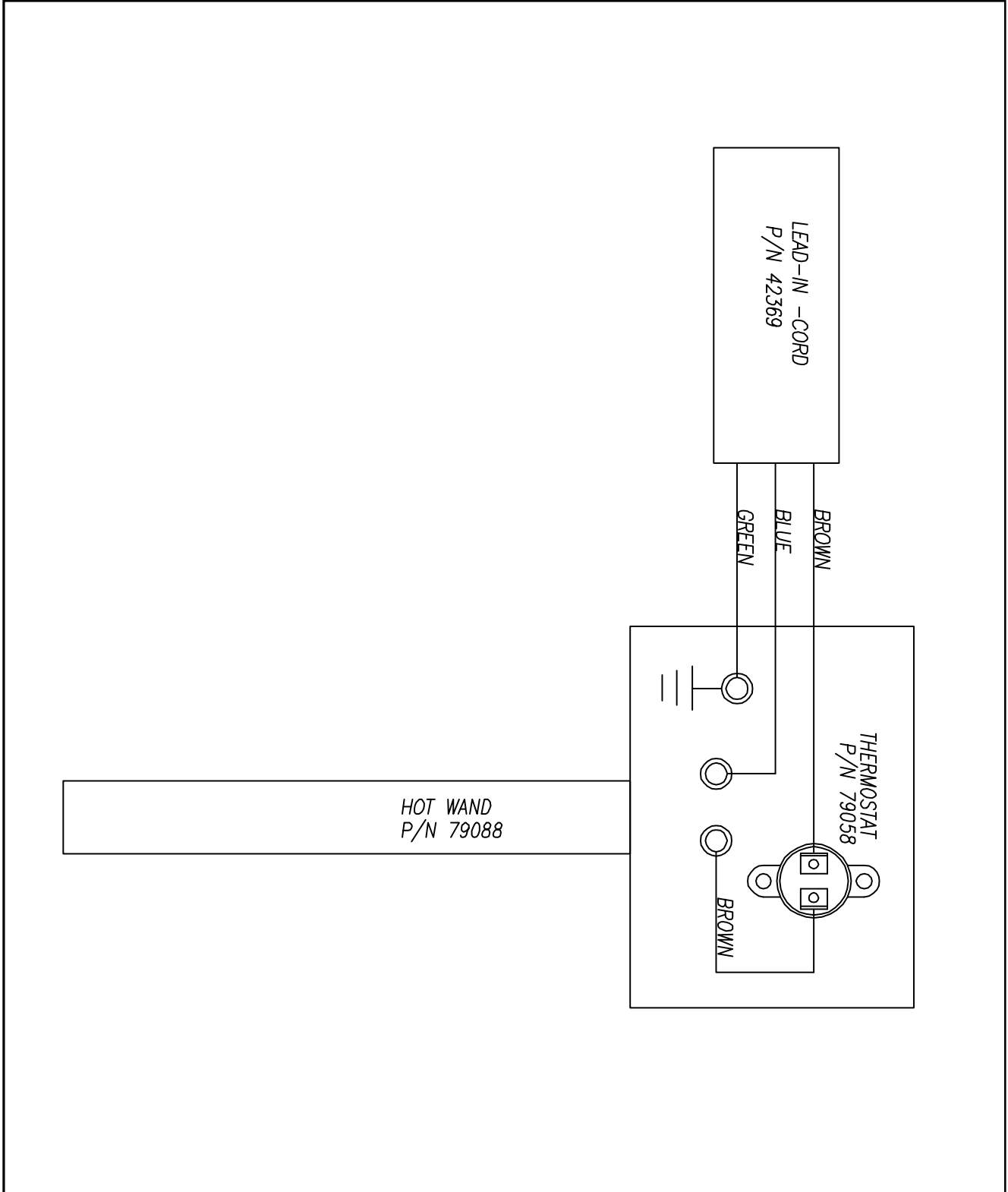
WIRING DIAGRAMS

Model No. 2018





Model No. 2018EX





WARRANTY

WE WARRANT to the original purchaser the Gold Medal equipment sold by us to be free from defects in material or workmanship under normal use and service. Our obligation under this warranty shall be limited to the repair or replacement of any defective part for a period of six (6) months from the date of sale to the Original Purchaser with regard to labor and two (2) years with regard to parts and does not cover damage to the equipment caused by accident, alteration, improper use, voltage, abuse, or failure to follow instructions.

THIS WARRANTY IS IN LIEU OF ALL OTHER WARRANTIES EXPRESSED OR IMPLIED, AND OF ALL OTHER OBLIGATIONS OR LIABILITIES ON OUR PART, INCLUDING THE IMPLIED WARRANTY OF MERCHANTABILITY. THERE ARE NO WARRANTIES WHICH EXTEND BEYOND THE DESCRIPTION ON THE FACE HEREOF. We neither assume, nor authorize any other person to assume for us, any other obligation or liability in connection with the sale of said GOLD MEDAL equipment or any part thereof.

The term "Original Purchaser" as used in this warranty shall be deemed to mean that person, firm, association, or corporation who was billed by the GOLD MEDAL PRODUCTS COMPANY, or their authorized distributor for the equipment.

THIS WARRANTY HAS NO EFFECT AND IS VOID UNLESS THE ORIGINAL PURCHASER FIRST CALLS GOLD MEDAL PRODUCTS COMPANY AT 1-800-543-0862 TO DISCUSS WITH OUR SERVICE REPRESENTATIVE THE EQUIPMENT PROBLEM, AND, IF NECESSARY, FOR INSTRUCTIONS CONCERNING THE REPAIR OR REPLACEMENT OF PARTS.

NOTE: This equipment is manufactured and sold for commercial use only.



GOLD MEDAL[®] PRODUCTS CO.

10700 Medallion Drive, Cincinnati, Ohio 45241-4807 USA

www.gmpopcorn.com

Phone: (800) 543-0862

(513) 769-7676

Fax: (800) 542-1496

(513) 769-8500